

# Guide on how to integrate Amazon with your ProTexting account

---



**amazon seller**

ProTexting now makes it easy to automate your SMS messaging and communicate with your purchasers. Follow the steps below to integrate both platforms.

## FIRST TIME AUTHORIZATION

### Step 1: Authorize ProTexting in your Amazon Seller Account

Go to <https://sellercentral.amazon.com/apps/manage>

You will need the following information:

Developer's Name: **ProTexting LLC**

Developer ID: **791419XXXXXX** (will be provided in your ProTexting account)

### Step 2: After you authorize ProTexting, save the following info (provided by Amazon on confirmation screen)

Congratulations!

### ProTexting LLC can now access your Amazon Seller account with MWS

These are your account identifiers, which ProTexting LLC will need to access your Amazon seller account. These are the only identifiers that you need to provide. You should not share additional credentials such as your username or password. You will need to register with ProTexting LLC and provide these identifiers before they can make Amazon MWS API calls on your behalf.

Note: To help make sure your Amazon MWS authorizations are up to date, from time to time we may ask you to confirm the developers and applications you have authorized. You can learn more about our Developer Access Renewal program [here](#).

Seller account identifiers for BU [redacted] LLC	
<b>Seller ID:</b>	A [redacted]
<b>Marketplace ID:</b>	A [redacted] (Amazon.com.mx)
	A [redacted] (Amazon.ca)
	A [redacted] (Amazon Pay Sandbox)
	A [redacted] (BA)
	A [redacted] (amazon Pay)
	A [redacted] (amazon.com)

Seller-Developer Authorization	
<b>MWS Auth Token:</b>	amzn.mws.3 [redacted]

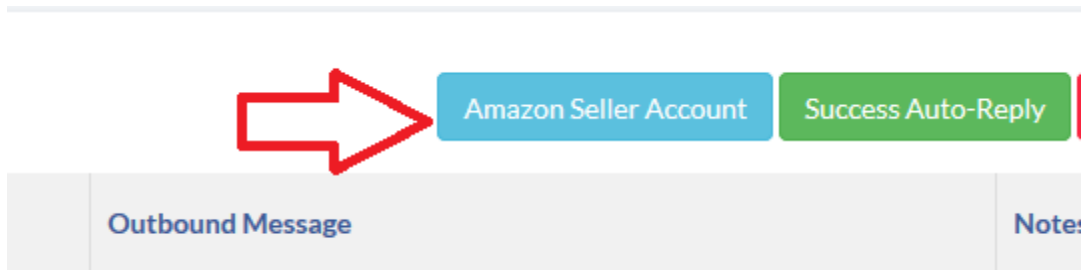


## Step 3: Connect Amazon Store to your ProTexting account:

Once you have logged in to your ProTexting account, go to the app "Amazon Integration"

Then once you open the App click on the big blue button "Amazon Seller Account"

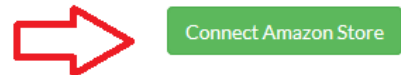
<https://www.protexting.com/features2/web/amazon-inbox/>



Then click on "the button Connect Amazon Store"

## Amazon Seller Account

\* You can add different Amazon Seller accounts for different Amazon marketplaces OR add the same Amazon Seller account for different countries (example: USA account for Mexico and Canada marketplaces)



Add the information you saved earlier provided by Amazon on "Step 2" above, after you authorize ProTexting

Amazon Seller Account / Connect your Amazon store

### Connect your Amazon store

Seller ID (Merchant Token) \* View >

Marketplace ID ⓘ \* 4UG

MWS Auth Token \* View >

Connecting for the first time? You will need to authorize ProTexting Developer Amazon App, [start here](#)

Developer's Name:	ProTexting LLC	<input type="button" value="Copy"/>
Developer ID:	643	<input type="button" value="Copy"/>

[View step by step guide >](#)



Click "Save" and you are all set!



## RE-AUTHORIZATION of your Amazon Seller Account

### Step 1: Login to your ProTexting account

go to: Amazon Integration Dashboard: <https://www.protexting.com/features2/web/amazon-inbox/>

### Step 2: Click on "Connect with Amazon"

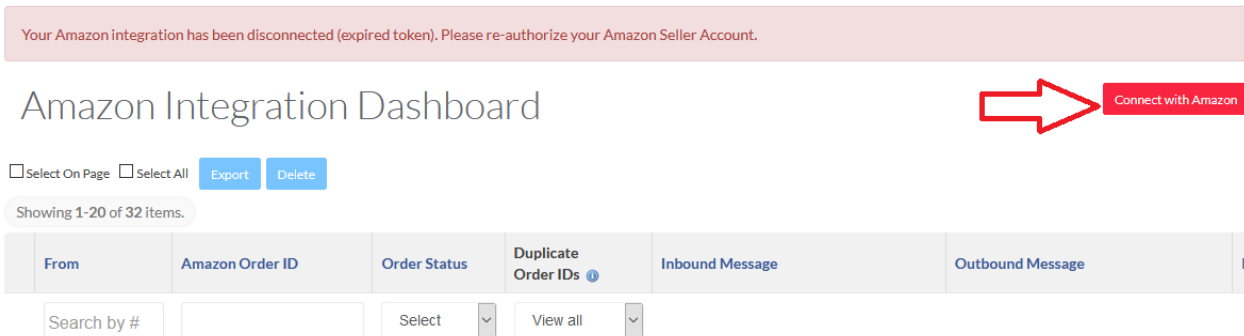
Your Amazon integration has been disconnected (expired token). Please re-authorize your Amazon Seller Account.

### Amazon Integration Dashboard

Select On Page  Select All [Export](#) [Delete](#)

Showing 1-20 of 32 items.

From	Amazon Order ID	Order Status	Duplicate Order IDs	Inbound Message	Outbound Message	N
<input type="text" value="Search by #"/>	<input type="text"/>	<input type="text" value="Select"/>	<input type="text" value="View all"/>			



### Step 3: Enter your Amazon Seller credentials and click "Save".

After you SAVE the info, the system will automatically connect your Amazon Seller account to ProTexting Amazon Integration App.

Follow the links below to find your Amazon Seller credentials. **IMPORTANT:** if you use Amazon Seller accounts outside of USA, please change the URLs accordingly.

#### Seller ID (Merchant Token):

[https://sellercentral.amazon.com/sw/AccountInfo/MerchantToken/step/MerchantToken?ref\\_=macs\\_aimertok\\_cont\\_acinfohm](https://sellercentral.amazon.com/sw/AccountInfo/MerchantToken/step/MerchantToken?ref_=macs_aimertok_cont_acinfohm)

**Marketplace ID:** [http://docs.developer.amazonservices.com/en\\_US/dev\\_guide/DG\\_Endpoints.html](http://docs.developer.amazonservices.com/en_US/dev_guide/DG_Endpoints.html)

Some Marketplace IDs: USA: ATVPDKIKX0DER, Canada: A2EUQ1WTGCTBG2, Mexico: A1AM78C64UM0Y8. For full list of all Amazon Marketplace Ids, [click here >>](#)

**MWS Auth Token:** <https://sellercentral.amazon.com/apps/manage>



Don't hesitate to contact us with any questions at [support@protexting.com](mailto:support@protexting.com)

**GET STARTED TODAY**

## The Power of SMS

By far the quickest, easiest and most effective way to reach your audience and engage them on the most personal level. With SMS marketers enjoy 98% read and open rates, 40% and higher response rates.

Visit us: [www.protexting.com](http://www.protexting.com)

Tweet [@ProTexting](https://twitter.com/ProTexting)

(800) 258-9115

Text **INFO** to **41242**

Follow us:



SMS & MMS Marketing and Communication Provider